

SPECIFICATIONS

- Valve must be installed in vertical position with the trim as shown. Any deviation may affect the proper operation of the valve.
- Flange designed ANSI B16. 1 Class 125.
- UL listed and FM approved 3" - 8".

WORKING TEMPERATURE

4°C to 70°C.

WORKING PRESSURE

Cold water, 300PSI.

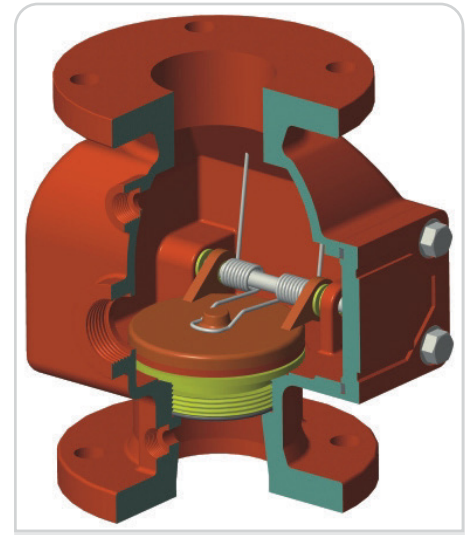
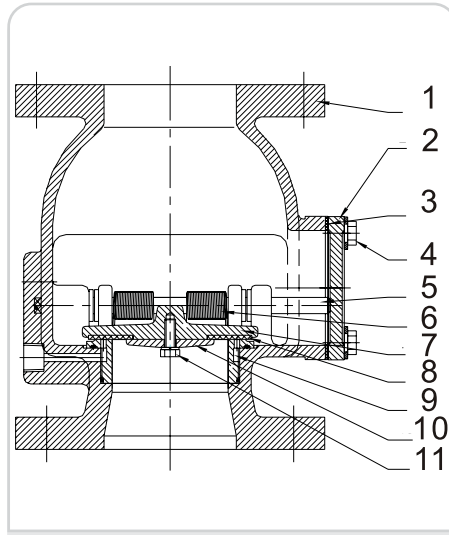
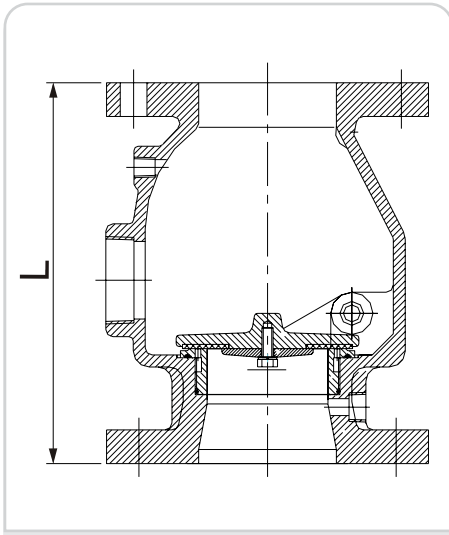
CORROSION PROTECTION

Internally and externally fusion bonded epoxy powder coated (FBE).

NO.	PART NAME	MATERIAL	ASTM SPEC.
1	Body	Ductile Iron	A536 65- 45- 12
2	Cover	Ductile Iron	A536 65- 45- 12
3	Gasket	Rubber	EPDM
4	Bolt	Carbon Steel	A307B
5	Stem	Stainless Steel	AISI 304
6	Spring	Stainless Steel	AISI 304
7	Disc	Ductile Iron	A536 65- 45- 12
8	Disc Ring	Rubber	EPDM
9	Seat	Bronze	B62 C83600
10	Retainer	Brass	B16 C36000
11	Bolt	Stainless Steel	A2- 70

Design and material are subject to change without notice.

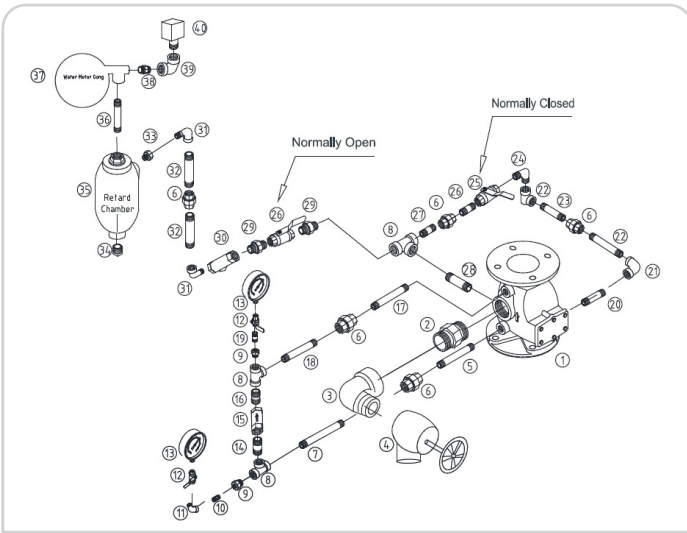
SCHEMATIC



DIMENSIONS (MM)

SIZE	80	100	150	200
L	257	270	340	432

SCHEMATIC OF VALVE WITH ACCESSORIES



ORDERING INFORMATION

CHIEF FIRE MODELS	END CONNECTIONS	SIZES (INCH)
CF-100A	Flange x Flange	3,4,6 and 8
CF-100B	Groove x Flange	3,4,6 and 8
CF-100C	Groove x Groove	3,4,6 and 8

Note:
Each model number refers to the end connections and available sizes

PART NO.	SPECIFICATION	MATERIAL
1	Valve	See Above
2	2" NPT Pipe Fitting	Malleable Iron
3	2" NPT Street Elbows	Malleable Iron
4	2" Angle Valve	Brass
5	1/2"NPT Screwed Pipe	Carbon Steel
6	1/ 2" Cone Union	Malleable Iron
7	1/2"NPT Screwed Pipe	Carbon Steel
8	1/ 2" Straight Tees	Malleable Iron
9	1/2"x 1/4"Reducers	Malleable Iron
10	1/ 4" NPT Screwed Pipe	Carbon Steel
11	1/4" 90°	Malleable Iron
12	1/4" Ball Valve	Brass
13	Guage	Guage
14	1/2"NPT Screwed Pipe	Carbon Steel
15	1/ 2" Check Valve	Brass
16	1/2"NPT Screwed Pipe	Carbon Steel
17	1/2"NPT Screwed Pipe	Carbon Steel
18	1/2"NPT Screwed Pipe	Carbon Steel
19	1/2"NPT Screwed Pipe	Carbon Steel
20	1/2"NPT Screwed Pipe	Carbon Steel
21	1/ 2" 90° Elbow	Malleable Iron
22	1/2"NPT Screwed Pipe	Carbon Steel
23	1/2"NPT Screwed Pipe	Carbon Steel
24	1/ 2" 90° Elbow	Malleable Iron
25	1/ 2" Ball Valve	Brass
26	1/2"NPT Screwed Pipe	Carbon Steel
27	1/2"NPT Screwed Pipe	Carbon Steel
28	1/2"NPT Screwed Pipe	Carbon Steel
29	1- 2" NPT Pipe Fitting	Malleable Iron
30	1- 2" Y-Strainer	Brass
31	1-2"90° Street Elbow	Malleable Iron
32	1/2"NPT Screwed Pipe	Carbon Steel
33	Pipe Fitting	AISI 304
34	Plug 1	Brass
35	Plug 2	Brass
36	3/ 4" NPT Screwed Pipe	Carbon Steel
37	Water Motor Gong	Water Motor Gong
38	3/ 4" NPT Screwed Pipe	Carbon Steel
39	3/4"x 1/2"90°Reducing Elbow	Malleable Iron
40	Pressure Switch	Sold Separately